


Blizzard Bag # 3



Please complete on the 8th snow day. Each student has 10 days to complete. If you do not have access to the internet, a copy will be given to your child on the first day back after the snow day.

Language Arts

- Read the book Where is Water?
- Complete the web about water.
- Practice writing first and last name.
- Complete beginning sounds pages.

Math

- Practice counting to 100 by ones and tens.
- Complete addition page.
- Write numbers to 20.

The Lisbon Board of Education and Superintendent, along with ODE, have approved the use of Blizzard Bags as an appropriate form of making up calamity days. If the need arises, Blizzard Bags will be in use for Calamity Days #6, 7, & 8. In the event of "Snow Day" #6, students and parents can log on to the school and staff webpages and find "Blizzard Bags," or lessons students can complete at home and then return to school. Blizzard Bags #1, 2 & 3 are for Calamity Days #6, 7 & 8, if and/or when they occur. We will talk to students about these in class.

LEVELED BOOK • B


Where Is Water?



Written by Felicia Brown


www.readinga-z.com

Where Is Water?



Written by Felicia Brown


www.readinga-z.com



Water is all around us.

Where Is Water? • Level B

3



Water is in rivers.

4



Water is in lakes.

Where Is Water? • Level B

5



Water is in the ocean.


6



Water is in the sky.


Where Is Water? - Level B

7



Water is in the pool.


8



Water is under the ground.

Where Is Water? • Level B

9

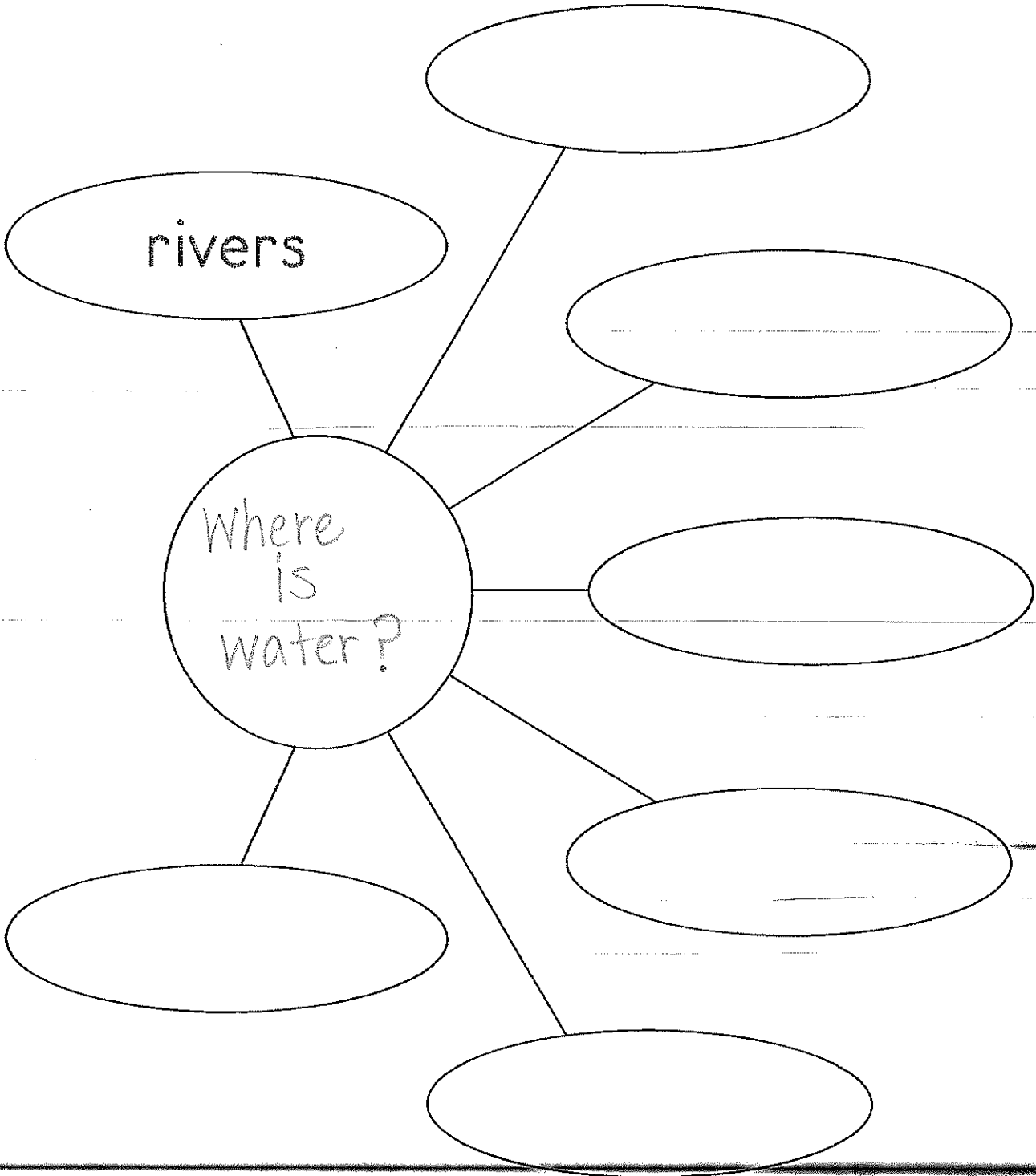


Where do you see water?

10

Name _____

INSTRUCTIONS: Have students write the subject of the book in the large circle. Then have them write a place where water can be found in each oval. In the extra oval, have them write one place where they have seen water that they did not read about in the book.



WHERE IS WATER? • LEVEL B • 1

SKILL: COMPREHENSION

Practice first and last name.

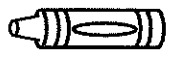


Name _____

Beginning sounds

Mountain Bears

Read the letter.



Color the pictures that begin with that sound.



















Snowy Skating

Trace the letters.

 Draw a ○ around the sounds that match.

Color the pictures.



C				
H				
L				
N				


Name _____

Beginning addition

Snowbirds





Count.



Write.




A.




_____ and _____ is _____ in all.

B.





_____ and _____ is _____ in all.

C.





_____ and _____ is _____ in all.

D.



_____ and _____ is _____ in all.

E.



_____ and _____ is _____ in all.

Write numbers to 20.

