



Blizzard Bag #1

Please complete on the 6th snow day. Each student has 10 days to complete. If you do not have access to the internet, a copy will be given to your child on the first day back after the snow day.

Language Arts

- Please read the book A Cold Day.
- Complete the text to self page. Please draw a picture and write a sentence for both parts.
- Please practice writing your first and last name on the lines.
- Please write the words big, fat, run, hop and set on the lines.

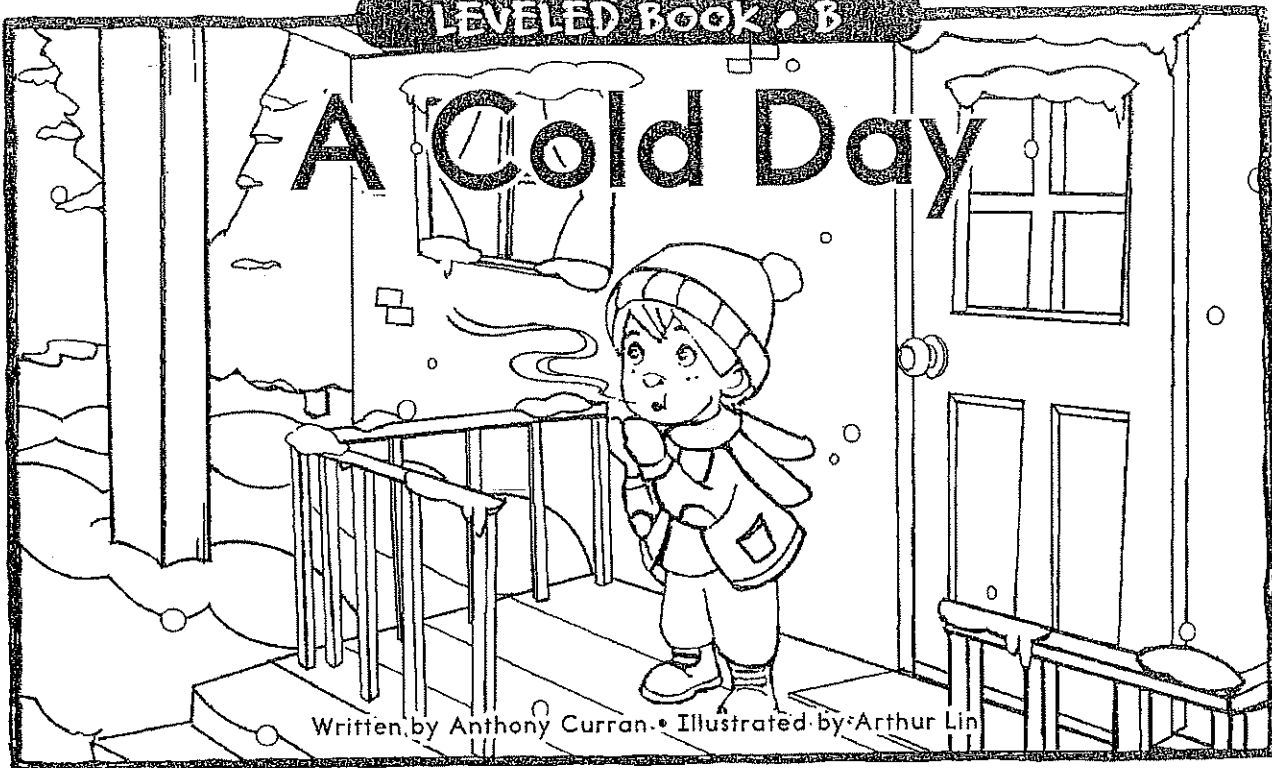
Math

- Please practice counting to 100 by ones and tens.
- Please complete the ice cube addition page.
- Please write the numbers 0-20 on the back of the addition page.

The Lisbon Board of Education and Superintendent, along with ODE, have approved the use of Blizzard Bags as an appropriate form of making up calamity days. If the need arises, Blizzard Bags will be in use for Calamity Days #6, 7, & 8. In the event of "Snow Day" #6, students and parents can log on to the school and staff webpages and find "Blizzard Bags," or lessons students can complete at home and then return to school. Blizzard Bags #1, 2 & 3 are for Calamity Days #6, 7 & 8, if and/or when they occur. We will talk to students about these in class.


LEVELED BOOK • B

A Cold Day



Written by Anthony Curran • Illustrated by Arthur Lin


www.readinga-z.com



The air feels cold today.


A Cold Day • Level B

3



The car feels cold today.

4



The tree feels cold today.

A Cold Day • Level B

5



The fence feels cold today.

6



The mailbox feels cold today.

A Cold Day • Level B

7



The mail feels cold today.


8



The door handle feels cold today.

A Cold Day • Level B

9



The hot chocolate feels good today!

10

Name _____

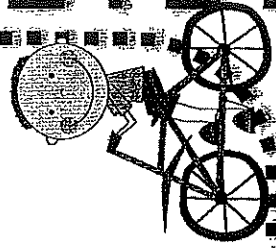
making connections

TEXT-TO-SELF

Title _____

This part of the book

Reminds me of the time





Name _____

Date _____

Solving Story Problems

100 Chart

1	2	3	4	5	6	7	8	9	10
11	12	13	14	15	16	17	18	19	20
21	22	23	24	25	26	27	28	29	30
31	32	33	34	35	36	37	38	39	40
41	42	43	44	45	46	47	48	49	50
51	52	53	54	55	56	57	58	59	60
61	62	63	64	65	66	67	68	69	70
71	72	73	74	75	76	77	78	79	80
81	82	83	84	85	86	87	88	89	90
91	92	93	94	95	96	97	98	99	100

© Pearson Education 1

Ice Cube Cards

Use with "Icy Lemonade" on page 50.

 TEC42049	 TEC42049	 TEC42049	 TEC42049
 TEC42049	 TEC42049	 TEC42049	 TEC42049
 TEC42049	 TEC42049	 TEC42049	 TEC42049
 TEC42049	 TEC42049	 TEC42049	 TEC42049